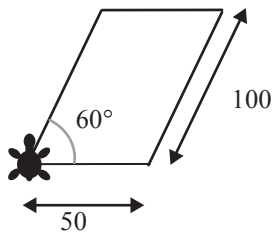


Parallélogramme (activité n°2)

En utilisant la procédure "parallélogramme", réalise les figures suivantes :

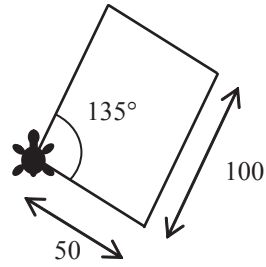
Figure 1



Programme LOGO :

.....

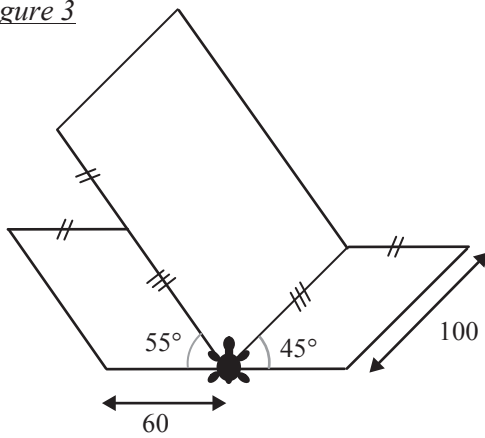
Figure 2



Programme LOGO :

.....

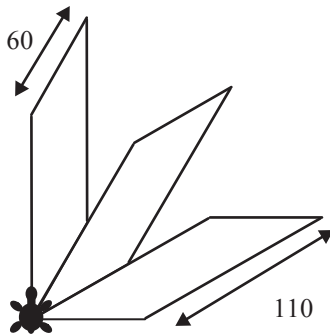
Figure 3



Programme LOGO :

.....

Figure 4

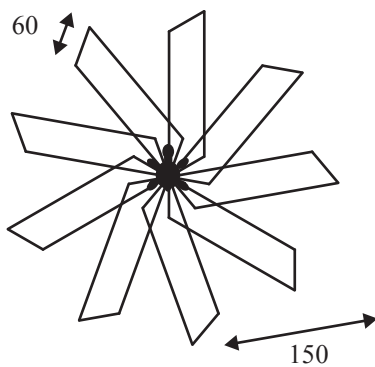


Programme LOGO :

.....

Les trois parallélogrammes sont identiques.

Figure 5



Programme LOGO :

.....

Les parallélogrammes sont identiques.